

101092017000386



SECURITIES AND EXCHANGE COMMISSION

SEC Building, EDSA, Greenhills, Mandaluyong City, Metro Manila, Philippines
Tel: (632) 726-0931 to 39 Fax: (632) 725-5293 Email: mis@sec.gov.ph

Barcode Page

The following document has been received:

Receiving Officer/Encoder : Julius N. Salustiano
Receiving Branch : SEC Head Office
Receipt Date and Time : January 09, 2017 01:11:23 PM
Received From : Head Office

Company Representative

Doc Source

Company Information

SEC Registration No. 0000039121
Company Name PHILWEB CORPORATION
Industry Classification
Company Type Stock Corporation



Document Information

Document ID 101092017000386
Document Type 17-C (FORM 11-C:CURRENT DISCL/RPT)
Document Code 17-C
Period Covered December 31, 2016
No. of Days Late 0
Department CFD
Remarks

SECURITIES AND EXCHANGE COMMISSION

SEC FORM 17-C

CURRENT REPORT UNDER SECTION 17
OF THE SECURITIES REGULATION CODE
AND SRC RULE 17.2(c) THEREUNDER

1. December 31, 2016
Date of Report (Date of earliest event reported)
2. SEC Identification Number 0000039121 3. BIR Tax Identification No. 000-141-527-000
4. PHILWEB CORPORATION
Exact name of issuer as specified in its charter 
5. Philippines
Province, country or other jurisdiction of incorporation
6.  (SEC Use Only)
Industry Classification Code:
7. The Penthouse Alphaland Southgate Tower, 2258 Chino Roces cor EDSA, Makati City 1232
Address of principal office Postal Code
8. (+632) 338-5599
Issuer's telephone number, including area code
9. N/A
Former name or former address, if changed since last report
10. Securities registered pursuant to Sections 8 and 12 of the SRC or Sections 4 and 8 of the RSA
- | Title of Each Class | Number of Shares of Common Stock Outstanding |
|---------------------|--|
| Common | 1,435,451,680
(Exclusive of 81,380,938 shares in treasury)
(Par value P1.00) |

11. Indicate the item numbers reported herein:


Please see attached report of transfer agent dated 31 December 2016.

SIGNATURES

Pursuant to the requirements of the Securities Regulation Code, the issuer has duly caused this report to be signed on its behalf by the undersigned hereunto duly authorized.

PHILWEB CORPORATION
Issuer

December 31, 2016
Date



CLIBURN ANTHONY A. ORBE
Corporate Information Officer

PHILWEB CORPORATION
TOP ONE HUNDRED (100) STOCKHOLDERS
AS OF DECEMBER 31, 2016

	<u>No. of Shares</u>	<u>%</u>
1. PCD Nominee Corporation: Filipino - 735,855,826 Non-Filipino - 148,035,502	883,891,328	61.58%
2. PhilWeb Casino Corporation	260,392,307	18.14%
3. Ang, Ramon S.	53,854,536	3.75%
4. Evermore Trading Limited	24,558,303	1.71%
5. HKPirate Holdings, Inc.	21,223,565	1.48%
6. Bluesirius Holdings, Inc.	20,000,000	1.39%
7. Dominion Equities, Inc.	20,000,000	1.39%
8. Compact Holdings, Inc.	18,500,000	1.29%
9. Elkhound Resources, Inc.	16,982,549	1.18%
10. Deltaventure Resources, Inc.	16,500,000	1.15%
11. Gregorio Araneta, Inc.	13,043,478	0.91%
12. Sunrise Sunset Island Corporation	8,000,000	0.56%
13. Tocmo Realty Corporation	8,000,000	0.56%
14. Labilab Corporation	7,000,000	0.49%
15. Coherco Securities, Inc. FAO 181513051200	6,400,400	0.45%
16. Olasiman, Edilberto O.	4,940,000	0.34%
17. Bacong Highland Realty, Inc.	4,000,000	0.28%
18. Itogon Realty Corporation	4,000,000	0.28%
19. Pilapil, Mary Grace Bautista	3,961,300	0.28%
20. Ponce, Jonathan D.	3,872,500	0.27%
21. Borlado, Larry L.	3,633,000	0.25%
22. Beckel Realty, Inc.	3,000,000	0.21%
23. Tower Securities, Inc. A/C IATIMR01	2,906,340	0.20%
24. Tower Securities, Inc. A/C IBORMN01	2,891,260	0.20%
25. Tower Securities, Inc. A/C ISKVAN01	2,832,260	0.20%
26. Valdes, Dennis O.	2,399,999	0.17%
27. Regina Capital Development Corporation 022355	2,364,400	0.16%
28. Recto, Eric O.	2,000,000	0.14%
29. Regina Capital Development Corporation 022332	1,927,900	0.13%
30. Amores, Allyson Martinez	1,834,500	0.13%
31. Lam, Anthony Cruz	809,720	0.06%
32. Prieto, Zaldy M.	553,000	0.04%
33. Borshchevskaya, Marina	502,100	0.03%
34. Tan, Enrique	473,782	0.03%
35. Sanchez, Ricardo V.	453,200	0.03%
36. Coherco Securities, Inc. FAO 130118091401	439,600	0.03%
37. Filipino Pest Control & General Services, Inc.	420,000	0.03%
38. Tan, Tiong	354,328	0.02%
39. Manalo, Josephine A.	250,000	0.02%

	<u>No. of Shares</u>	<u>%</u>
40. Orbe, Cliburn Anthony A.	202,800	0.01%
41. Pacheco, Juancho	144,000	0.01%
42. Cabarrus, Estate of Jesus S.	139,304	0.01%
43. Secor Holdings, Inc.	120,000	0.01%
44. Bautista, Jose	93,981	0.01%
45. Santos, Alfredo	93,981	0.01%
46. Tan, Evelina	84,583	0.01%
47. Tenchavez, Roberto S. &/or Betsy B.	84,000	0.01%
48. Araneta, Benito R.	79,999	0.01%
49. Cabarrus, Lim, Pastor, Bernardo, Garcia, Nieto & Co.	73,940	0.01%
50. S. J. Roxas & Co., Inc.	72,000	0.01%
51. Bugarin, Enrique	71,341	0.00%
52. Gapuz Te, Leticia Chan	70,000	0.00%
53. Alberto, Jose M.	60,000	0.00%
54. Gonzalez, Eduardo	60,000	0.00%
55. Coronel, Alfonso	59,206	0.00%
56. Coronel, Herminia	59,206	0.00%
57. Lintingco, Jesus	59,206	0.00%
58. Lintingco, Roman	59,206	0.00%
59. Tan, Julie	59,206	0.00%
60. Tan, Salie	59,206	0.00%
61. Tan, Tessie	59,206	0.00%
62. Cheng, Charlotte Cua	58,200	0.00%
63. Villareal, Dennis T.	56,400	0.00%
64. Tan, Willie	56,388	0.00%
65. Ansaldo, Godinez & Co., Inc.	54,300	0.00%
66. Lopez, Ofelia L.	53,119	0.00%
67. Jesus R. Jayme & Co., Inc.	46,740	0.00%
68. Zamora, Esperanza	45,000	0.00%
69. Anselmo Trinidad & Co., Inc.	42,900	0.00%
70. RCBC T/A # 32-210	42,000	0.00%
71. Ledesma, Ramon	41,400	0.00%
72. Crisostomo, Emily A.	39,600	0.00%
73. Yap, Roman T.	38,400	0.00%
74. Gimenez, Carmen	37,592	0.00%
75. Libertad Development Corporation	37,592	0.00%
76. Pue, Ku	37,592	0.00%
77. Ramos, Angela	37,592	0.00%
78. Investors Securities, Inc.	37,300	0.00%
79. Industrial Enterprises, Inc.	36,278	0.00%
80. Jorge, Nicanor S.	36,000	0.00%
81. Quimson, Angeles T.	36,000	0.00%
82. Tan, Willy	36,000	0.00%
83. Quimson, John T. &/or Angeles T. Quimson	35,460	0.00%
84. Ortigas, Reyes, Lat & Co.	35,100	0.00%
85. Cabarrus, Maria Ines	34,534	0.00%

	<u>No. of Shares</u>	<u>%</u>
86. Tiong Securities, Inc.	31,710	0.00%
87. Newsal Enterprises, Inc.	31,560	0.00%
88. Apollo Securities, Inc.	30,960	0.00%
89. Dees Securities Corporation	30,000	0.00%
90. Enriquez, Lucena B.	30,000	0.00%
91. Gerardo, Martin	30,000	0.00%
92. Industrial Underwriters & Commercial Corporation	30,000	0.00%
93. Tan, Virginia	28,194	0.00%
94. Yu & Company, Inc.	26,000	0.00%
95. Tuason, Mercedes	25,500	0.00%
96. R. H. Machado & Co., Inc.	24,960	0.00%
97. Sarangaya, Cecilia B.	24,600	0.00%
98. Choa, Irene	24,000	0.00%
99. Go, Alex Gaw	24,000	0.00%
100. Siguion Reyna, Leonardo	24,000	0.00%

Total issued and outstanding shares (exclusive of
81,380,938 in treasury) - 1,435,451,680



Philippine Depository & Trust Corp.

Philippine Depository & Trust Corp.

TOP 100 PDTC PARTICIPANTS

Business Date 12/29/2016

Security ID: WEB000000000 Security Name: PHILWEB CORPORATION
 Transfer Agent: TATO1000000 Transfer Agent Name: AB STOCK TRANSFERS CORPORATION

S. No.	BPID	BPNAME	HOLDING	%HOLDING
1	25300000000	TOWER SECURITIES, INC.	682,800,104.00	77.2493283
2	DEUB1000000	DEUTSCHE BANK MANILA-CLIENTS A/C	74,667,863.00	8.4476294
3	HSBC1000000	THE HONGKONG AND SHANGHAI BANKING CORP. LTD. -CLIENTS' ACCT.	36,705,340.00	4.1526983
4	CITI1000000	CITIBANK N.A.	15,584,740.00	1.7631964
5	20300000000	COL Financial Group, Inc.	12,543,952.00	1.4191736
6	24200000000	SECURITIES SPECIALISTS, INC.	9,206,602.00	1.0415989
7	24000000000	S.J. ROXAS & CO., INC.	6,488,080.00	0.7340359
8	36800000000	SunSecurities, Inc.	5,260,500.00	0.5951524
9	27200000000	BERNAD SECURITIES, INC.	4,988,060.00	0.5643296
10	12600000000	BPI SECURITIES CORPORATION	4,481,650.00	0.5070363
11	20500000000	MERCANTILE SECURITIES CORP.	3,780,400.00	0.4276996
12	11000000000	AP SECURITIES INCORPORATED	2,627,274.00	0.2972395
13	10200000000	ABACUS SECURITIES CORPORATION	1,676,888.00	0.1897165
14	11500000000	SB EQUITIES, INC.	1,396,580.00	0.1580036
15	26300000000	VENTURE SECURITIES, INC.	1,350,140.00	0.1527495
16	26700000000	FIRST METRO SECURITIES BROKERAGE CORP.	1,335,654.00	0.1511107
17	SCBK1000000	STANDARD CHARTERED BANK	1,319,960.00	0.1493351
18	23000000000	QUALITY INVESTMENTS & SECURITIES CORPORATION	1,166,750.00	0.1320015
19	25200000000	THE FIRST RESOURCES MANAGEMENT & SECURITIES CORP.	835,455.00	0.0945201
20	24600000000	SUMMIT SECURITIES, INC.	777,880.00	0.0880063
21	12200000000	BELSON SECURITIES, INC.	745,187.00	0.0843075
22	27900000000	BDO SECURITIES CORPORATION	667,955.00	0.0755698
23	15900000000	FIRST INTEGRATED CAPITAL SECURITIES, INC.	642,800.00	0.0727239
24	10300000000	PHILSTOCKS FINANCIAL INC	642,410.00	0.0726798
25	23600000000	R. NUBLA SECURITIES, INC.	601,490.00	0.0680502
26	21500000000	OPTIMUM SECURITIES CORPORATION	597,096.00	0.0675531
27	11200000000	AB CAPITAL SECURITIES, INC.	515,260.00	0.0582945
28	17000000000	GOLDSTAR SECURITIES, INC.	446,480.00	0.0505130

Security ID: WEB000000000 Security Name: PHILWEB CORPORATION
 Transfer Agent: TATO1000000 Transfer Agent Name: AB STOCK TRANSFERS CORPORATION

S. No.	BPID	BNAME	HOLDING	%HOLDING
29	18100000000	INVESTORS SECURITIES, INC.	427,415.00	0.0485561
30	28600000000	SOLAR SECURITIES, INC.	395,560.00	0.0447521
31	14700000000	E. CHUA CHIACO SECURITIES, INC.	372,620.00	0.0421568
32	23500000000	REGINA CAPITAL DEVELOPMENT CORPORATION	348,100.00	0.0393827
33	18000000000	I. B. GIMENEZ SECURITIES, INC.	334,515.00	0.0378457
34	34500000000	UNICAPITAL SECURITIES INC.	329,678.00	0.0372985
35	26900000000	WEALTH SECURITIES, INC.	320,800.00	0.0362941
36	28500000000	GOLDEN TOWER SECURITIES & HOLDINGS, INC.	315,400.00	0.0356831
37	21900000000	PAPA SECURITIES CORPORATION	307,838.00	0.0348276
38	24700000000	STANDARD SECURITIES CORPORATION	300,160.00	0.0339589
39	21700000000	RCBC SECURITIES, INC.	257,160.00	0.0290941
40	10900000000	BA SECURITIES, INC.	244,720.00	0.0276867
41	13100000048	BDO NOMURA SECURITIES INC FAO PCIB SECURITIES CLIENTS	242,855.00	0.0274757
42	28200000000	PCCI SECURITIES BROKERS CORP.	222,660.00	0.0251909
43	48800000000	TIMSON SECURITIES, INC.	216,800.00	0.0245279
44	23300000000	R. COYIUTO SECURITIES, INC.	212,262.00	0.0240145
45	17500000000	H. E. BENNETT SECURITIES, INC.	200,390.00	0.0226713
46	23900000000	RTG & COMPANY, INC.	195,620.00	0.0221317
47	23800000000	R. S. LIM & CO., INC.	187,920.00	0.0212605
48	14300000000	DAVID GO SECURITIES CORP.	173,352.00	0.0196124
49	20400000000	DA MARKET SECURITIES, INC.	159,200.00	0.0180113
50	19800000000	LUCKY SECURITIES, INC.	157,856.00	0.0178592
51	22000000000	MAYBANK ATR KIM ENG SECURITIES, INC.	155,123.00	0.0175500
52	28300000000	EAGLE EQUITIES, INC.	153,860.00	0.0174071
53	22400000000	PNB SECURITIES, INC.	152,920.00	0.0173008
54	25500000000	APEX PHILIPPINES EQUITIES CORPORATION	143,720.00	0.0162599
55	25900000000	UCPB SECURITIES, INC.	142,900.00	0.0161671
56	15000000000	EASTERN SECURITIES DEVELOPMENT CORPORATION	142,485.00	0.0161202
57	14100000000	CUALOPING SECURITIES CORPORATION	131,332.00	0.0148584
58	13100000000	BDO NOMURA SECURITIES INC	129,100.00	0.0146059
59	11800000000	ASIASEC EQUITIES, INC.	127,233.00	0.0143946
60	13300000000	CITISECURITIES, INC.	126,660.00	0.0143298
61	20800000000	MDR SECURITIES, INC.	123,060.00	0.0139225
62	21300000000	NIEVES SECURITIES, INC.	120,000.00	0.0135763
63	15400000000	EVERGREEN STOCK BROKERAGE & SEC., INC.	96,080.00	0.0108701
64	18200000000	IMPERIAL DE GUZMAN, ABALOS & CO., INC.	94,580.00	0.0107004
65	14000000000	IGC SECURITIES INC.	92,800.00	0.0104990
66	16200000000	F. YAP SECURITIES, INC.	88,393.00	0.0100004
67	27000000000	WESTLINK GLOBAL EQUITIES, INC.	87,360.00	0.0098836
68	13600000000	TRITON SECURITIES CORP.	84,880.00	0.0096030

Security ID: WEB0000000000 Security Name: PHILWEB CORPORATION
 Transfer Agent: TATO1000000 Transfer Agent Name: AB STOCK TRANSFERS CORPORATION

S. No.	BPID	BPNAME	HOLDING	%HOLDING
69	19300000000	LARRGO SECURITIES CO., INC.	83,400.00	0.0094355
70	10100000000	A & A SECURITIES, INC.	83,330.00	0.0094276
71	17400000000	HDI SECURITIES, INC.	81,628.00	0.0092351
72	28800000000	G.D. TAN & COMPANY, INC.	77,130.00	0.0087262
73	27800000000	YU & COMPANY, INC.	72,340.00	0.0081843
74	12800000000	CAMPOS, LANUZA & COMPANY, INC.	70,960.00	0.0080281
75	14500000000	DIVERSIFIED SECURITIES, INC.	69,840.00	0.0079014
76	11100000000	ANSALDO, GODINEZ & CO., INC.	64,370.00	0.0072826
77	17900000000	I. ACKERMAN & CO., INC.	63,340.00	0.0071660
78	22900000000	SALISBURY BKT SECURITIES CORPORATION	60,222.00	0.0068133
79	22500000000	PREMIUM SECURITIES, INC.	59,040.00	0.0066796
80	17200000000	GUILD SECURITIES, INC.	58,480.00	0.0066162
81	10400000000	A. T. DE CASTRO SECURITIES CORP.	55,920.00	0.0063266
82	10500000000	ALL ASIA SECURITIES MANAGEMENT CORP.	55,320.00	0.0062587
83	19900000000	LUY'S SECURITIES COMPANY, INC.	52,160.00	0.0059012
84	10000000000	UPCC SECURITIES CORP.	48,600.00	0.0054984
85	27500000000	YAO & ZIALCITA, INC.	47,960.00	0.0054260
86	12400000000	B. H. CHUA SECURITIES CORPORATION	44,786.00	0.0050669
87	23100000000	R & L INVESTMENTS, INC.	43,020.00	0.0048671
88	16700000000	AURORA SECURITIES, INC.	42,720.00	0.0048332
89	20000000000	MANDARIN SECURITIES CORPORATION	41,020.00	0.0046408
90	20600000000	MERIDIAN SECURITIES, INC.	37,280.00	0.0042177
91	22800000000	PRYCE SECURITIES, INC.	35,640.00	0.0040322
92	16800000000	GLOBALINKS SECURITIES & STOCKS, INC.	35,540.00	0.0040209
93	18300000000	INTRA-INVEST SECURITIES, INC.	30,855.00	0.0034908
94	11600000000	ASIA PACIFIC CAPITAL EQUITIES & SECURITIES CORP.	30,360.00	0.0034348
95	25400000000	TRANS-ASIA SECURITIES, INC.	30,200.00	0.0034167
96	18700000000	ASIAN CAPITAL EQUITIES, INC.	27,960.00	0.0031633
97	19200000000	STRATEGIC EQUITIES CORP.	27,800.00	0.0031452
98	25100000000	TANSENGCO & CO., INC.	27,410.00	0.0031011
99	10600000000	ALPHA SECURITIES CORP.	26,280.00	0.0029732
100	38800000000	ARMSTRONG SECURITIES, INC.	26,040.00	0.0029461
101	21000000000	MOUNT PEAK SECURITIES, INC.	25,980.00	0.0029393
102	15700000000	FIRST ORIENT SECURITIES, INC.	25,748.00	0.0029130
103	23700000000	AAA SOUTHEAST EQUITIES, INCORPORATED	25,000.00	0.0028284
104	25700000000	TRI-STATE SECURITIES, INC.	22,120.00	0.0025026
105	12900000000	SINCERE SECURITIES CORPORATION	21,000.00	0.0023759
106	24300000000	FIDELITY SECURITIES, INC.	19,680.00	0.0022265
107	19000000000	VALUE QUEST SECURITIES CORPORATION	18,400.00	0.0020817
108	24900000000	SUPREME STOCKBROKERS, INC	15,600.00	0.0017649

Security ID: WEB000000000 Security Name: PHILWEB CORPORATION
 Transfer Agent: TATO1000000 Transfer Agent Name: AB STOCK TRANSFERS CORPORATION

S. No.	BPID	BPNAME	HOLDING	%HOLDING
109	12300000000	BENJAMIN CO CA & CO., INC.	14,800.00	0.0016744
110	11900000000	ASTRA SECURITIES CORPORATION	13,200.00	0.0014934
111	15300000000	EQUITWORLD SECURITIES, INC.	12,280.00	0.0013893
112	25600000000	TRENDLINE SECURITIES CORPORATION	12,000.00	0.0013576
113	18800000000	J.M. BARCELON & CO., INC.	11,140.00	0.0012603
114	12000000000	ATC SECURITIES, INC.	10,000.00	0.0011314
115	27300000000	WONG SECURITIES CORPORATION	10,000.00	0.0011314
116	12500000000	JAKA SECURITIES CORP.	7,440.00	0.0008417
117	19700000000	LOPEZ, LOCSIN, LEDESMA & CO., INC.	7,440.00	0.0008417
118	14200000000	DBP-DAIWA CAPITAL MARKETS PHILIPPINES, INC.	7,200.00	0.0008146
119	1120000FTXN	AB CAPITAL SECURITIES, INC.	6,920.00	0.0007829
120	21100000000	NEW WORLD SECURITIES CO., INC.	6,800.00	0.0007693
121	16900000000	JSG SECURITIES, INC.	5,000.00	0.0005657
122	14800000000	EQUITABLE SECURITIES (PHILS.) INC.	3,600.00	0.0004073
123	22300000000	PLATINUM SECURITIES, INC.	2,760.00	0.0003123
124	17700000000	HIGHLAND SECURITIES PHIL., INC.	2,400.00	0.0002715
125	32800000000	DW CAPITAL INC.	2,040.00	0.0002308
126	17800000000	HK SECURITIES, INC.	1,200.00	0.0001358
127	21800000000	PAN ASIA SECURITIES CORP.	1,200.00	0.0001358
128	13800000000	PHILEO ALLIED SECURITIES (PHILIPPINES), INC.	1,080.00	0.0001222
129	11300000000	SARANGANI SECURITIES, INC.	120.00	0.0000136
130	2200000PH25	MAYBANK ATR KIM ENG SECURITIES INC	120.00	0.0000136
131	13000000000	GENTURY SECURITIES CORPORATION	60.00	0.0000068
132	26600000000	VICSAL SECURITIES & STOCK BROKERAGE, INC.	60.00	0.0000068
133	33800000000	PHILIPPINE EQUITY PARTNERS, INC.	42.00	0.0000048
134	SSNR0000000	SOUTH SEAS NATURAL RESOURCES, INC.	17.00	0.0000019